

Dear Santa,



ACTIVITY C.

Think of a family and make sentences using the words given: They usually spend Christmas at home but this Christmas they are visiting their Greek relatives in Sydney, Australia.

- At this time every year Susan usually, but now she swim/sea Susan/decorate/tree
- Mother/make/table sunbathe ▶
- Father/carve/turkey fishing ▶
- Felix/write/cards make/sand castle ▶



ACTIVITY D.

[Differentiated Activity (**) on p. 74]

Hi, Molly!

I'm sending you this postcard from Finland.

We usually spend Christmas at my father's home town.

..... Oh, it's great! Everything is white with snow and there are beautiful decorations everywhere. We are staying in a log cabin

..... - and there is a lovely Christmas tree in the garden.

Have a nice holiday
Sandy

Hi! I'm on a holiday in Brazil. The weather is hot and the food is great.

The people are very hospitable.

It's amazing: they can dance all day. At the moment, we are visiting Rio de Janeiro.


You must visit this country one day!

Love

Dimitris

Read the postcards and fill in the missing sentences:

- I love feijoada (a stew of beans) and cabobs (grilled meat).
- but this year we are in Finland enjoying in Santa's village.
- I'm having a wonderful time.
- it's a house made of logs.



ACTIVITY E.

Look at the map of Santa's village and write sentences on the dotted lines using the prompts given. Today is Boxing Day and Santa is doing different things from what he does during the weeks leading up to Christmas. The sentences in red describe what he does before Christmas and the sentences in blue describe what he is doing today, Boxing Day.

What does Santa do on the days leading up to Christmas? Look at the map and complete Santa's routine.

Today is Boxing Day. Santa is relaxing. What is Santa doing today?

Get/sledge/ready

Sleep/until late

Wake up/early

Put on/robe

He is sleeping until late....

He wakes up early..

Read /newspaper

Have/lunch/elves



Ride/favourite/reindeer

Help/elves/with Packing/toys

Feed/reindeer

Have/breakfast/With Mrs. Santa


Check/list

Watch/TV

LESSON 2

ACTIVITY A.

What do you think they are thinking or saying?




1.



2.



3.

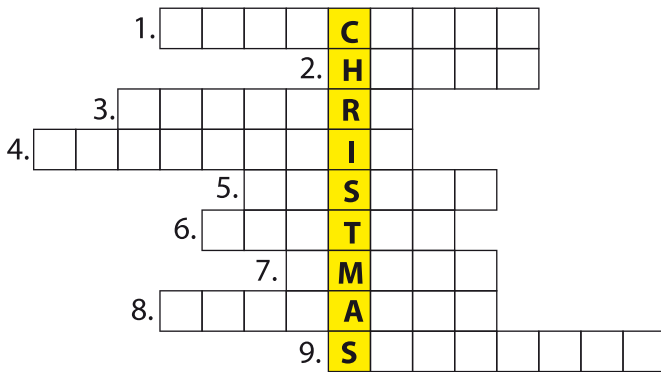


4.

ACTIVITY B.

[Differentiated Activity (*) on p. 74]

Read the clues and complete the puzzle:




- Mm, ice creams. It looks
- He looks really He's got great marks at school.
- Where's Mum's book? I want to make a cake.
- These sweets smell What are they?
- Yuk! What's this? It awful.
- I'll mix the You bring the chocolate.
- Roses are my favourite flowers. They great.
- My haven't got a lot of syrup. I want some more!
- Is there anything to eat? I'm





 **ACTIVITY C.**

Roberto is a child who would like Santa to bring him and his family many presents! Complete the letter by looking at the pictures:

Dear 



I'm Roberto and I live in Italy. This Christmas I would like a red 




because the old one is broken and a new 

because the old one is very slow and I can't play my games any more. Also, I want you to bring a baby doll or my sister and extra 

for her other dolls as she can never have enough. My mum needs a new bag and a dish washer.

For my Dad you can bring a new car but I don't know if you can carry it on your sledge. I know it is big and heavy. Maybe you can send it through the post - is that possible?

Oh, you mustn't forget my  I think she needs some new teeth because she cannot eat hard things and I feel sorry for her. My granddad would like a new rocking chair because the old one is creaking and a new pair of 

Please bring my  Indefix some  He just loves them. And for my friend Penny a beautiful pink  She says she has nothing to wear on Christmas Day.

I hope you have enough space on your sledge for all these

.....
Have a nice trip!



Love,

Roberto

 **ACTIVITY D.** (Mediation activity)

Mark's mother has never made Vassilopitta and wants to learn how to make it. Kostas is giving Mark's mother in England the ingredients for Vassilopitta. Write the quantities in the blanks.

Βασιλόπιτα

Υλικά

250γρ. φρέσκο βούτυρο
2 φλιτζάνια τσαγιού ζάχαρη
6 αβγά
1 φλιτζάνι τσαγιού γάλα
1/2 κιλό αλεύρι
1 ποτήρι κρασιού κονιάκ
Ξύσμα ενός πορτοκαλιού
Κανέλα
Βανίλια
1 κουταλάκι γλυκού μπέικιν πάουντερ

Ingredients

Flour
Butter
Cognac
Eggs
Sugar
Milk
Baking Powder
other 1
other 2
other 3

Quantities

.....
.....
.....
.....
.....
.....
.....
.....
.....
.....

Εκτέλεση

Χτυπάμε το βούτυρο με τη ζάχαρη μέχρι το μείγμα να γίνει λείο. Στη συνέχεια προσθέτουμε ένα ένα τα υπόλοιπα υλικά και ανακατεύουμε μέχρι το μείγμα να γίνει ομοιόμορφο. Βουτυρώνουμε ένα ταψί, ρίχνουμε τη βασιλόπιτα, προσθέτουμε το νόμισμα και ψήνουμε σε μέτριο φούρνο μία ώρα περίπου.



5 Unit

READY FOR ACTION



LESSON 1

ACTIVITY A.

[Differentiated Activities (*) & (**) on p. 75]

Vocabulary. Use the words in the box to fill in the paragraph which summarizes the dialogue you have listened to Pupil's Book, Listening, p. 62.

environmental	recycle	hand	hold	persuade
save	organize	terrific	let	results

Kostas' teacher suggested that his class should a project on recycling.



So Kostas and his classmates are working on an project at present. They are going to out leaflets and brochures, as they want to pupils at school to paper, glass, aluminium and plastic. They aren't going to an exhibition at school yet, but they intent to as they want to our planet.

Mark finds Kostas' idea and he wants to try it out with his class, too. At the same time, he wants Kostas to him know about the of his project.

ACTIVITY B.

[Differentiated Activity (**) on p. 76]

Vocabulary. Match the phrases.



1. make
2. together
3. hold
4. collect
5. produce
6. worried
7. give out
8. take
9. let someone



- a. recycling seriously
- b. things for recycling
- c. leaflets
- d. a decision
- e. know as soon as possible
- f. a project
- g. tons of rubbish
- h. about environmental problems
- i. an exhibition

ACTIVITY C.

[Differentiated Activity (*) on p. 76]

Grammar: **Present continuous, going to, and Future: Choose.**

1. I think more people (travel) through space in ten years' time.
2. What (you/do)..... this weekend?
Well, I don't know yet. You see, a friend of mine (have) a birthday party and I'd love to go, but I (take) a maths test on Monday and I really must study.
3. What (you/do)..... if your friend does not invite you to his party?
Well, I (be)..... pretty sad, I guess, but I (ask)..... him why.
4. Kostas' class (work on)..... an environmental project at the moment. They have made certain decisions.
From now on, all the pupils in his class (recycle)..... paper, glass, aluminium and plastic. At the same time, they (visit)..... the city Mayor and (ask) to place some recycle bins around the city. Furthermore, they (plant) some trees in the nearby forest. Do you think they (succeed)..... in helping save Earth?


ACTIVITY D.

Georgia is going away for the weekend with her family. Look at the pictures and find out what she is going to do. Write sentences using the clues in the box.
e.g. She's going to visit the environmental center of Arcturos

- visit / environmental center / Arcturos
- take / photos
- get information / by volunteers
- see / bears
- adopt / bear
- buy / T-shirt



1.
2.
3.
4.
5.



5 Unit

ACTIVITY E.

*Recycling: Think before you throw your rubbish away!!!
Rearrange the letters to write the correct names of the things in the picture. What are these things made of? Put them in the appropriate Recycling boxes: things made of glass go into the GLASS BOX, things made of plastic go into the PLASTIC BOX, things made of paper go into the PAPER BOX and things made of metal go into the METAL BOX. As for vegetables and fruit, they go into the COMPOST BOX, as compost feeds the ground and helps trees and plants develop.*

mcsoic

dc

lodl

onops

nca

gmanizeas

rca dloem

lsapcit agb

PAPER BOX

METAL BOX

PLASTIC BOX

COMPOST BOX

GLASS BOX



rwnppeas rja ooptatse oatomt

ucttel toleb nwowid



(Adapted from Myles, J. (2001) Holidays and Special Days in the USA)

LESSON 2

 **ACTIVITY A.****RECYCLING – Yes, there is a lot we can do!**

Of course we can help save our environment. Why don't you try and sort out the activities below in two columns? Decide which are the things you can do at home and write them under the first column. Then decide which ones you can do at school and write them under the second column. There are some which can be done both at home and at school. Write them in both columns. Make any necessary changes. Then draw a picture that can show one or more of these problems. Compare what you did with those of your classmates.

AT SCHOOL	AT HOME
<i>We can</i>	<i>We can</i>

- try to persuade/ classmates/teachers
- try to persuade /parents/family
- avoid using plastic forks/knives/plates, etc.
- collect used paper/newspapers/magazines/recycling
- put recycling bins/out/classrooms/teachers' room/playground.
- plant a tree/take care of it.
- bring/ food from home/ re-usable boxes.
- use re-chargeable batteries.
- use notebooks/made/recycled paper.




5 Unit

ACTIVITY B.

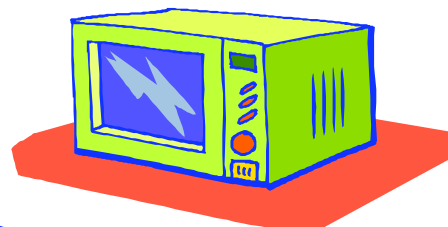
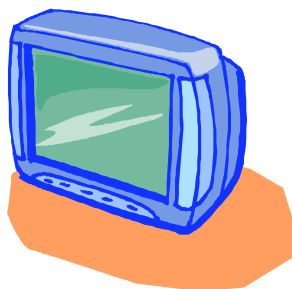
Protect the environment. Save energy!

How much energy can you save? Have you ever thought how much energy we spend at home every year? Here is some information that Greenpeace presents about how much energy we waste every year because we leave our appliances at the stand-by mode. Read the facts in the table below and try to find out how much money you could save every year, taking into account that the average cost is 0.086€ /kWh (2005)

ELECTRIC APPLIANCES ON STAND-BY MODE	KWH / YEAR	COST €/YEAR
TV	193	16,60 €
Video	263	
DVD	131	
CD Player	61	
PC Screen	88	
Printer	70	
Scanner	53	
Microwave	105	
Washing machine	61	
TOTAL



Source: <http://www.greenpeace.gr/green>



LESSON 3

ACTIVITY A.


Choose an issue and send your e-card including your slogan to a friend . Try to make him/her aware of the problem. Draw or stick a photo that shows the problem.


Take action now and send an e-postcard!



Send the e-card below to let your friends and family know about Passport and how they can get involved and make a difference.

Fill out the back of your postcard and click and "send NOW" to deliver your message.




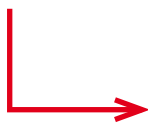


<Your first name:>

<Your last name:>

<Your e-mail address:>

*Draw or stick
your photo
here!*



6 Unit

GOOD, BETTER, BEST!



LESSON 1

ACTIVITY A.

Look at the pictures and compare Jim and Billy's things. Write a dialogue with a friend of yours:

e.g. - Billy's bike is heavier than Jim's bike.

- Yes, but Jim's bike is faster and more beautiful than Billy's.



.....

.....

.....

.....

.....

.....

.....

.....

.....

.....